




LIGHT AND DARK WORLDS

SOLUTION

Light World



Dark World



Overlay the solution to the light and dark worlds together and draw a boundary between light and dark bulbs.

Convert each row to binary with white squares as 0 and black squares as 1.

01000 => 8 => H
 01001 => 9 => I
 00111 => 7 => G
 01000 => 8 => H
 01100 => 12 => L
 00001 => 1 => A
 01110 => 14 => N
 00100 => 4 => D

The answer is: **HIGHLAND**